



Offering Solutions with Advanced Product and Service Knowledge

- [HOME](#)
- [ABOUT](#)
- [SMX® SEALANTS](#)
- [SMX® ADHESIVES](#)
- [SILICONES](#)
- [PU-FOAMS & ACCESSORIES](#)
- [SALES & DISTRIBUTORS](#)
- [SMX® TECHNOLOGY](#)
- [LEED™](#)
- [NEWS & EVENTS](#)
- [EMPLOYMENT](#)
- [CONTACT](#)

### PU-Foams and Accessories

Soudal is a leading manufacturer of polyurethane foams. It has developed a wide range of products offering reliable solutions for many different applications. Soudal's polyurethane foams combine strong mechanical characteristics with excellent thermal and acoustic insulation values.

All PU-Foams have the following general characteristics:

- Semi-rigid structure with closed cells (>70%)
- Excellent adhesion on most common materials
- Can be trimmed, sanded and painted after full cure
- Excellent filling capacities, expanding to 40 times its original size
- Strong bonding characteristics
- Environmentally friendly (CFC free) propellant gas

Select a product below for more information.

#### SoudaFoam D&W

SoudaFoam D&W (Door & Window) is a one-component, self-expanding, ready-to-use professional gun application polyurethane foam. The product has a low expansion and a high yield.

Available in 24 oz. aerosol cans.

[Download the Technical Data Sheet](#)

[Download the Safety Data Sheet](#)



#### SoudaFoam Gap & Block

#### SoudaFoam Gap & Insulation

#### SoudaFoam Cleaner

#### Swipex 80 XXL Wipes

#### Soudal Compact Foam Gun

#### Soudal Design Foam Gun

Visit  
**Soudal**  
Worldwide



**ARCAT**



12775 Randolph Ridge Lane  
Manassas, VA 20109  
+1 877-873-8739  
© 2011 Soudal Inc. All rights reserved.



Offering Solutions with Advanced  
Product and Service Knowledge

[HOME](#)

[ABOUT](#)

[SMX® SEALANTS](#)

[SMX® ADHESIVES](#)

[SILICONES](#)

[PU-FOAMS &  
ACCESSORIES](#)

[SALES &  
DISTRIBUTORS](#)

[SMX®  
TECHNOLOGY](#)

[LEED™](#)

[NEWS & EVENTS](#)

[EMPLOYMENT](#)

[CONTACT](#)

## PU-Foams and Accessories

Soudal is a leading manufacturer of polyurethane foams. It has developed a wide range of products offering reliable solutions for many different applications. Soudal's polyurethane foams combine strong mechanical characteristics with excellent thermal and acoustic insulation values.

All PU-Foams have the following general characteristics:

- Semi-rigid structure with closed cells (>70%)
- Excellent adhesion on most common materials
- Can be trimmed, sanded and painted after full cure
- Excellent filling capacities, expanding to 40 times its original size
- Strong bonding characteristics
- Environmentally friendly (CFC free) propellant gas

Select a product below for more information.

[SoudaFoam D&W](#)

[SoudaFoam Gap & Block](#)

SoudaFoam Gap & Block is a one-component, self expanding, ready to use, fire block, polyurethane foam. It is fitted with a plastic adaptor head for use with a foam applicator gun. It contains CFC-free propellants, which are completely harmless to the ozone layer.

Available in 24 oz. aerosol cans.

[Download the Technical Data Sheet](#)

[Download the Safety Data Sheet](#)

[Download the ICC Evaluation Report](#)



[SoudaFoam Gap & Insulation](#)

[SoudaFoam Cleaner](#)

[Swipex 80 XXL Wipes](#)

[Soudal Compact Foam Gun](#)

[Soudal Design Foam Gun](#)

Visit  
**Soudal**  
Worldwide



ARCAT



12775 Randolph Ridge Lane  
Manassas, VA 20109  
+1 877-873-8739

© 2011 Soudal Inc. All rights reserved.



Offering Solutions with Advanced Product and Service Knowledge

- [HOME](#)
- [ABOUT](#)
- [SMX<sup>®</sup> SEALANTS](#)
- [SMX<sup>®</sup> ADHESIVES](#)
- [SILICONES](#)
- [PU-FOAMS & ACCESSORIES](#)
- [SALES & DISTRIBUTORS](#)
- [SMX<sup>®</sup> TECHNOLOGY](#)
- [LEED™](#)
- [NEWS & EVENTS](#)
- [EMPLOYMENT](#)
- [CONTACT](#)

## PU-Foams and Accessories

Soudal is a leading manufacturer of polyurethane foams. It has developed a wide range of products offering reliable solutions for many different applications. Soudal's polyurethane foams combine strong mechanical characteristics with excellent thermal and acoustic insulation values.

All PU-Foams have the following general characteristics:

- Semi-rigid structure with closed cells (>70%)
- Excellent adhesion on most common materials
- Can be trimmed, sanded and painted after full cure
- Excellent filling capacities, expanding to 40 times its original size
- Strong bonding characteristics
- Environmentally friendly (CFC free) propellant gas

Select a product below for more information.

[SoudaFoam D&W](#)

[SoudaFoam Gap & Block](#)

[SoudaFoam Gap & Insulation](#)

[SoudaFoam Cleaner](#)

Gun & Foam Cleaner is a cleaning aerosol for use on SoudaFoam D&W. It can be used to clean gun applicators and valves or to remove uncured foam.

[Download the Technical Data Sheet](#)

[Download the Safety Data Sheet](#)



[Swipex 80 XXL Wipes](#)

[Soudal Compact Foam Gun](#)

[Soudal Design Foam Gun](#)

Visit  
**Soudal**  
Worldwide



**ARCAT**




12775 Randolph Ridge Lane  
Manassas, VA 20109  
+1 877-873-8739

© 2011 Soudal Inc. All rights reserved.



INNOVATIONS FOR LIVING™

# Thermal Batt Insulation – Unfaced Fiber Glass



Unfaced Thermal Batt Insulation is designed to improve the thermal performance of wall and roof/ceiling assemblies. Thermal Batts fit tightly between framing and are held in place by friction.

Cathedral Batts are designed to fit tightly between cathedral rafters and when properly installed, still provide the necessary air ventilation space above the insulation.

Unfaced

## Technical Data

### Metal Frame Construction

13	<input type="checkbox"/> 16"/406mm	<input type="checkbox"/> 24"/609mm		<input type="checkbox"/> 96"/2438mm	3 1/2"/89mm
15	<input type="checkbox"/> 16"/406mm	<input type="checkbox"/> 24"/609mm		<input type="checkbox"/> 96"/2438mm	3 1/2"/89mm
19	<input type="checkbox"/> 16"/406mm	<input type="checkbox"/> 24"/609mm	<input type="checkbox"/> 48"/1219mm	<input type="checkbox"/> 96"/2438mm	6 1/4"/159mm
21	<input type="checkbox"/> 16"/406mm	<input type="checkbox"/> 24"/609mm		<input type="checkbox"/> 96"/2438mm	5 1/2"/139mm

### Wood Frame Construction

11	<input type="checkbox"/> 15"/381mm	<input type="checkbox"/> 19 1/4"/488mm*	<input type="checkbox"/> 23"/584mm	<input type="checkbox"/> 93"/2362mm	<input type="checkbox"/> 105"/2664mm* 3 1/2"/89mm
13	<input type="checkbox"/> 11"/279mm*	<input type="checkbox"/> 19 1/4"/488mm*		<input type="checkbox"/> 93"/2362mm	3 1/2"/89mm
13	<input type="checkbox"/> 15"/381mm		<input type="checkbox"/> 23"/584mm*	<input type="checkbox"/> 93"/2362mm	<input type="checkbox"/> 105"/2664mm 3 1/2"/89mm
15	<input type="checkbox"/> 15"/381mm		<input type="checkbox"/> 23"/584mm	<input type="checkbox"/> 93"/2362mm	<input type="checkbox"/> 105"/2664mm* 3 1/2"/89mm
19	<input type="checkbox"/> 15"/381mm		<input type="checkbox"/> 23"/584mm	<input type="checkbox"/> 93"/2362mm	<input type="checkbox"/> 105"/2664mm* 6 1/4"/159mm
19		<input type="checkbox"/> 19 1/4"/488mm		<input type="checkbox"/> 48"/1219mm	6 1/4"/159mm
21	<input type="checkbox"/> 15"/381mm		<input type="checkbox"/> 23"/584mm	<input type="checkbox"/> 93"/2362mm	5 1/2"/139mm

### Roof/Ceiling Construction

19	<input type="checkbox"/> 15"/381mm		<input type="checkbox"/> 23"/584mm	<input type="checkbox"/> 48"/1219mm	<input type="checkbox"/> 93"/2362mm 6 1/4"/159mm
19	<input type="checkbox"/> 16"/406mm	<input type="checkbox"/> 19 1/4"/488mm	<input type="checkbox"/> 24"/609mm	<input type="checkbox"/> 48"/1219mm	<input type="checkbox"/> 96"/2438mm 6 1/4"/159mm
22	<input type="checkbox"/> 15"/381mm	<input type="checkbox"/> 23"/584mm*	<input type="checkbox"/> 24"/609mm	<input type="checkbox"/> 48"/1219mm*	6 3/4"/171mm
25	<input type="checkbox"/> 15"/381mm		<input type="checkbox"/> 23"/584mm*		<input type="checkbox"/> 96"/2438mm* 8"/203mm
25	<input type="checkbox"/> 16"/406mm	<input type="checkbox"/> 19 1/4"/488mm	<input type="checkbox"/> 24"/609mm		<input type="checkbox"/> 96"/2438mm 8"/203mm
30	<input type="checkbox"/> 15"/381mm		<input type="checkbox"/> 23"/584mm*	<input type="checkbox"/> 48"/1219mm*	9 1/2"/241mm
30	<input type="checkbox"/> 16"/406mm	<input type="checkbox"/> 19 1/4"/488mm	<input type="checkbox"/> 24"/609mm	<input type="checkbox"/> 48"/1219mm	9 1/2"/241mm
30C	<input type="checkbox"/> 15 1/2"/394mm		<input type="checkbox"/> 23 3/4"/603mm	<input type="checkbox"/> 48"/1219mm	8 1/4"/209mm
38	<input type="checkbox"/> 16"/406mm		<input type="checkbox"/> 24"/609mm	<input type="checkbox"/> 48"/1219mm	12"/305mm
38C	<input type="checkbox"/> 15 1/2"/394mm		<input type="checkbox"/> 23 3/4"/603mm	<input type="checkbox"/> 48"/1219mm	10 1/4"/260mm


\* Limited geographic offering.

Unfaced Thermal Batt Insulation complies with the property requirements of ASTM C 665, Type I and ASTM E 136.

### Surface Burning Characteristics/Building Code Construction Classification

25	50	All Types	All Types	All Types	All Types
----	----	-----------	-----------	-----------	-----------

# Thermal Batt Insulation – Kraft Faced Fiber Glass



Kraft-faced Thermal Batt Insulation is designed to improve the thermal performance of wall and roof/ceiling assemblies. Kraft-faced Thermal Batts have a strong asphalt-coated paper facing on one side. Stapling flanges are provided for standard wood frame widths.

Cathedral Batts are designed to fit tightly between cathedral rafters without stapling the flanges and when properly installed, still provide the necessary air ventilation space above the insulation.

- Kraft Faced  
Perm Rating 1

## Technical Data

### Metal Frame Construction

11	<input type="checkbox"/> 16"/406mm	<input type="checkbox"/> 24"/609mm	<input type="checkbox"/> 48"/1219mm*	<input type="checkbox"/> 96"/2438mm	3 1/2"/89mm
13	<input type="checkbox"/> 16"/406mm			<input type="checkbox"/> 96"/2438mm	3 1/2"/89mm
19	<input type="checkbox"/> 16"/406mm	<input type="checkbox"/> 24"/609mm	<input type="checkbox"/> 48"/1219mm	<input type="checkbox"/> 96"/2438mm	6 1/4"/159mm

### Wood Frame Construction

11	<input type="checkbox"/> 15"/381mm	<input type="checkbox"/> 23"/584mm	<input type="checkbox"/> 93"/2362mm	<input type="checkbox"/> 105"/2664mm	3 1/2"/89mm
13	<input type="checkbox"/> 11"/279mm		<input type="checkbox"/> 93"/2362mm		3 1/2"/89mm
13	<input type="checkbox"/> 15"/381mm	<input type="checkbox"/> 19 1/4"/488mm*	<input type="checkbox"/> 93"/2362mm	<input type="checkbox"/> 105"/2664mm	3 1/2"/89mm
15	<input type="checkbox"/> 15"/381mm	<input type="checkbox"/> 23"/584mm	<input type="checkbox"/> 93"/2362mm	<input type="checkbox"/> 105"/2664mm*	3 1/2"/89mm
19	<input type="checkbox"/> 11"/279mm		<input type="checkbox"/> 93"/2362mm		6 1/4"/159mm
19	<input type="checkbox"/> 15"/381mm	<input type="checkbox"/> 19 1/4"/488mm	<input type="checkbox"/> 93"/2362mm	<input type="checkbox"/> 105"/2664mm*	6 1/4"/159mm
21	<input type="checkbox"/> 15"/381mm	<input type="checkbox"/> 23"/584mm	<input type="checkbox"/> 93"/2362mm		5 1/2"/139mm

### Floor/Roof/Ceiling Construction

19	<input type="checkbox"/> 11"/279mm	<input type="checkbox"/> 15"/381mm	<input type="checkbox"/> 23"/584mm	<input type="checkbox"/> 48"/1219mm	<input type="checkbox"/> 93"/2362mm	6 1/4"/159mm
19	<input type="checkbox"/> 16"/406mm	<input type="checkbox"/> 19 1/4"/488mm	<input type="checkbox"/> 24"/609mm	<input type="checkbox"/> 48"/1219mm	<input type="checkbox"/> 96"/2438mm	6 1/4"/159mm
22	<input type="checkbox"/> 15"/381mm		<input type="checkbox"/> 23"/584mm	<input type="checkbox"/> 48"/1219mm		6 3/4"/171mm
25	<input type="checkbox"/> 15"/381mm		<input type="checkbox"/> 23"/584mm	<input type="checkbox"/> 48"/1219mm*		8"/203mm
30	<input type="checkbox"/> 12"/305mm	<input type="checkbox"/> 19 1/4"/488mm		<input type="checkbox"/> 48"/1219mm		9 1/2"/241mm
30	<input type="checkbox"/> 16"/406mm		<input type="checkbox"/> 24"/609mm	<input type="checkbox"/> 48"/1219mm		9 1/2"/241mm
30C	<input type="checkbox"/> 15 1/2"/394mm		<input type="checkbox"/> 23 3/4"/603mm	<input type="checkbox"/> 48"/1219mm		8 1/4"/209mm
38	<input type="checkbox"/> 16"/406mm	<input type="checkbox"/> 19 1/4"/488mm	<input type="checkbox"/> 24"/609mm	<input type="checkbox"/> 48"/1219mm		12"/305mm
38C	<input type="checkbox"/> 15 1/2"/394mm		<input type="checkbox"/> 23 3/4"/603mm	<input type="checkbox"/> 48"/1219mm		10 1/4"/260mm

\* limited geographic offering.

Kraft-faced Thermal Batt Insulation complies with the property requirements of ASTM C 665, Type II, Class C.

### Surface Burning Characteristics/Building Code Construction Classification

N/R	N/R	III, IV, V	III, IV, V	3, 4, 5	III, V, VI
-----	-----	------------	------------	---------	------------

Kraft-faced Insulation will burn and must not be left exposed. The facing must be installed in substantial contact with the finish material. Protect facing from open flame or heat source.

# Thermal Batt Insulation – Foil Faced Fiber Glass



## Technical Data

### Metal Frame Construction

11	<input type="checkbox"/> 16"/406mm	<input type="checkbox"/> 24"/609mm	<input type="checkbox"/> 96"/2438mm	3 1/2"/89mm
13	<input type="checkbox"/> 16"/406mm	<input type="checkbox"/> 24"/609mm	<input type="checkbox"/> 96"/2438mm	3 1/2"/89mm
19	<input type="checkbox"/> 16"/406mm	<input type="checkbox"/> 24"/609mm	<input type="checkbox"/> 96"/2438mm	6 1/4"/159mm

### Floor/Roof/Ceiling Construction

19	<input type="checkbox"/> 16"/406mm	<input type="checkbox"/> 24"/609mm	<input type="checkbox"/> 96"/2438mm	6 1/4"/159mm
30	<input type="checkbox"/> 16"/406mm	<input type="checkbox"/> 24"/609mm	<input type="checkbox"/> 48"/1219mm	9 1/2"/241mm

Foil faced Thermal Batt Insulation complies with the property requirements of ASTM C 665, Type III, Class B and C.

- Foil faced  
Perm Rating 0.50

Foil faced Thermal Batt Insulation is designed to improve the thermal performance of wall and roof/ceiling assemblies. Foil faced Thermal Batts have an aluminum foil kraft facing on one side. Stapling flanges are provided for standard wood framing widths.

### Surface Burning Characteristics/Building Code Construction Classification

75	150	III, IV, V	III, IV, V	All Types	All Types
----	-----	------------	------------	-----------	-----------

Foil faced Insulation will burn and must not be left exposed. The facing must be installed in substantial contact with the finish material. Protect facing from open flame or heat source.

# PROPINK FastBatt® Insulation



## Technical Data

13	<input type="checkbox"/> 15 1/4"/387mm	<input type="checkbox"/> 93"/2362mm	<input type="checkbox"/> 105"/2664mm	3 1/2"/89mm
15	<input type="checkbox"/> 15"/381mm	<input type="checkbox"/> 93"/2362mm		3 1/2"/89mm
19	<input type="checkbox"/> 15 1/4"/387mm	<input type="checkbox"/> 93"/2362mm		6 1/4"/159mm
21	<input type="checkbox"/> 15"/381mm	<input type="checkbox"/> 93"/2362mm	<input type="checkbox"/> 105"/2664mm	5 1/2"/139mm

### Surface Burning Characteristics/Building Code Construction Classification

N/R	N/R	III, IV, & V	3, 4, & 5	III, IV, & V	III, IV, & V
-----	-----	--------------	-----------	--------------	--------------

Federal Specification HH-I-521F has been canceled and is replaced by ASTM C 665.

R-values differ. Find out why in the seller's fact sheet on R-values.  
Higher R-value means greater insulating power.

Desiccant method


Kraft-faced Insulation will burn and must not be left exposed. The facing must be installed in substantial contact with the finish material. Protect facing from open flame or heat source.

- Kraft Faced  
Perm Rating 1

PROPINK FastBatt® Insulation is a flexible, fiber glass insulation batt with a flangeless kraft facing. This product is designed for "friction fit" application, requiring no stapling to hold the batt in the cavity.

In addition the kraft facing provides a vapor retarder membrane required by most building codes.

# PROPINK Complete™ Blown-in Wall System



PROPINK Complete™ Blown-in Wall System is an alternative to roll or batt insulation in walls, ceilings or other enclosed cavity applications, for both new construction and retrofit projects.

## Technical Data (insulation)

Nominal bag weight: 35 lbs.

15	15	66.7	0.525	3 1/2" (2" x 4")	1.8
23	23.6	42.4	0.825	5 1/2" (2" x 6")	1.8
31	30.4	32.9	1.063	7 1/2" (2" x 8")	1.7
39	39.6	25.2	1.388	9 1/4" (2" x 10")	1.8
47	48.2	20.7	1.688	11 1/4" (2" x 12")	1.8
56	58.4	17.1	2.043	13 1/4" (2" x 14")	1.85

## Technical Data


9	611	5499
8	611	4888

### Surface Burning Characteristics/Building Code Construction Classification

ULC S 102.2:	< 5	< 5
ASTM 84*	0	0

\*ASTM standard E 84 is used solely to measure and describe properties of products in response to heat and flame under controlled laboratory conditions, and should not be used to describe or approve the fire hazard of materials under actual fire conditions. However, the results of these tests may be used as elements of a fire risk assessment that takes into account all of the factors pertinent to an assessment of the fire hazard of a particular end use. Values are reported to the nearest five rating.

# Flame Spread 25 Insulation Fiber Glass



- Poly-faced (White)  
Perm Rating 0.07
- FSK-faced (Foil)  
Perm Rating 0.02
- PSK-faced (White)  
Perm Rating 0.02

## Technical Data

### Metal Frame Construction

11	<input type="checkbox"/> 16"/406mm	<input type="checkbox"/> 24"/609mm	<input type="checkbox"/> 96"/2438mm	3 1/2"/89mm	FSK
13	<input type="checkbox"/> 16"/406mm	<input type="checkbox"/> 24"/609mm	<input type="checkbox"/> 96"/2438mm	3 1/2"/89mm	FSK/Poly
19	<input type="checkbox"/> 16"/406mm	<input type="checkbox"/> 24"/609mm	<input type="checkbox"/> 96"/2438mm	6 1/4"/159mm	FSK/Poly
30	<input type="checkbox"/> 16"/406mm	<input type="checkbox"/> 24"/609mm	<input type="checkbox"/> 48"/2438mm	9 1/2"/241mm	FSK/PSK

### Wood Frame Construction

13	<input type="checkbox"/> 15"/381mm	<input type="checkbox"/> 93"/2362mm	3 1/2"/89mm	FSK/Poly
19	<input type="checkbox"/> 23"/584mm	<input type="checkbox"/> 93"/2362mm	6 1/4"/159mm	FSK/PSK
21	<input type="checkbox"/> 15"/381mm	<input type="checkbox"/> 23"/584mm	5 1/2"/139mm	Poly

\*The higher the R-value, the greater the insulating power. Ask your Owens Corning representative for the fact sheet on R-values. Flame Spread 25 Thermal Batt Insulation with FSK complies with the property requirements of ASTM C665, Type III, Class A. PSK-faced complies with the property requirements of ASTM C665 Type II, Class A.


\*\* Check local supplier for availability of different types of facings.

### Surface Burning Characteristics/Building Code Construction Classification

25	50	All Types	All Types	All Types
----	----	-----------	-----------	-----------

Flame Spread 25 Insulation is designed to improve the thermal performance of roof/ ceiling assemblies and other applications requiring a low flame spread vapor retarder. Flame Spread 25 Insulation is available in a reinforced foil laminate (Foil-Scrim-Kraft, FSK) or a light reflective white poly facing (Poly-Scrim-Kraft, PSK) which helps improve interior lighting. Facing is supplied with regular or extended flanges for easy installation. A single-layer white poly facing is also available where a lower strength facing is appropriate.

# PROPINK® Black Bag Unbonded Fiber Glass Loosefill Insulation



PROPINK® Unbonded fiber glass Loosefill Insulation is designed to be mechanically blown into attics but may also be applied in the exterior walls or enclosed cavities of new or existing construction. The product consists of unbonded fiber glass insulation material packaged in bags.

PROPINK® Loosefill Black Bag insulation is for new residential construction wall or enclosed cavities for homes in Minnesota.

## Technical Data for Black Bag

PROPINK® Loosefill Black Bag - Open Attic Applications  
Nominal Bag Weight: 35 lbs

Thickness (in.)	R-value	Weight (lb)	Area (sq ft)	Depth (in.)
11	6.1	165.1	0.21	3 <sup>3</sup> / <sub>4</sub>
13	7.4	134.6	0.26	4 <sup>1</sup> / <sub>2</sub>
19	10.5	95.1	0.37	6 <sup>1</sup> / <sub>4</sub>
22	12.1	82.6	0.42	7 <sup>1</sup> / <sub>4</sub>
30	16.9	59.2	0.59	10 <sup>1</sup> / <sub>4</sub>
38	21.4	46.8	0.75	12 <sup>3</sup> / <sub>4</sub>
40	22.3	44.8	0.78	13 <sup>1</sup> / <sub>2</sub>
44	24.5	40.7	0.86	14 <sup>3</sup> / <sub>4</sub>
49	27.4	36.5	0.96	16 <sup>1</sup> / <sub>2</sub>
60	35.0	28.6	1.22	21

### Surface Burning Characteristics/Building Code Construction Classification

25	50	All Types	All Types	All Types	All Types
PROPINK® fiber glass loosefill insulation conforms to the product requirements of ASTM C 764 Type I (pneumatic application).					
R-values are determined in accordance with ASTM C 687.					
Passes the requirements of ASTM E 136 and is considered noncombustible by the model building codes.					
PROPINK® insulation passes the requirements of ASTM C 764 section 12.8 - is noncorrosive, ASTM C 1104 - does not absorb moisture, and ASTM C1338 - does not support mold growth.					

# PROPINK® Red Bag Unbonded Fiber Glass Loosefill Insulation



PROPINK® Unbonded fiber glass Loosefill Insulation is designed to be mechanically blown into attics but may also be applied in the exterior walls or enclosed cavities of new or existing construction. The product consists of unbonded fiber glass insulation material packaged in bags.

## Technical Data for Red Bag

PROPINK® Loosefill Red Bag - Open Attic Applications  
Nominal Bag Weight: 33 lbs

Thickness (in.)	R-value	Weight (lb)	Area (sq ft)	Depth (in.)
11	5.7	176.9	0.187	4 <sup>1</sup> / <sub>2</sub>
13	6.8	147.5	0.224	5 <sup>1</sup> / <sub>4</sub>
19	10.1	99.5	0.332	7 <sup>3</sup> / <sub>4</sub>
22	11.5	87.2	0.378	8 <sup>3</sup> / <sub>4</sub>
28	13.6	73.4	0.450	10 <sup>1</sup> / <sub>4</sub>
30	15.8	63.1	0.523	11 <sup>3</sup> / <sub>4</sub>
38	20.4	48.9	0.675	14 <sup>3</sup> / <sub>4</sub>
44	23.6	42.3	0.780	16 <sup>3</sup> / <sub>4</sub>
49	26.5	37.7	0.875	18 <sup>1</sup> / <sub>2</sub>

### Surface Burning Characteristics/Building Code Construction Classification

0	0	All Types	All Types	All Types	All Types
PROPINK® fiber glass loosefill insulation conforms to the product requirements of ASTM C 764 Type I (pneumatic application).					
R-values are determined in accordance with ASTM C 687.					
Passes the requirements of ASTM E 136 and is considered noncombustible by the model building codes.					
PROPINK® insulation passes the requirements of ASTM C 764 section 12.8 - is noncorrosive, ASTM C 1104 - does not absorb moisture, and ASTM C1338 - does not support mold growth.					
Conforms to the quality standards of the State of California.					

# Advanced ThermaCube Plus® Loosefill Insulation



Advanced ThermaCube Plus® loosefill fiber glass insulation offers enhanced engineering and unique cube-shaped bits offering more uniform coverage than standard loosefill. The cube shapes "tumble" into nooks and crevices to provide complete coverage and a smooth finish.

## Technical Data

Open Attic Applications  
Nominal Bag Weight: 35 lbs

11	5.5	182	0.193	4 <sup>3</sup> / <sub>4</sub>
13	6.5	153	0.228	5 <sup>1</sup> / <sub>2</sub>
19	9.5	105	0.334	8
22	11.1	90	0.388	9 <sup>1</sup> / <sub>4</sub>
26	13.2	76	0.459	10 <sup>3</sup> / <sub>4</sub>
30	15.2	66	0.531	12 <sup>1</sup> / <sub>4</sub>
38	19.2	52	0.676	15 <sup>1</sup> / <sub>2</sub>
44	22.2	45	0.786	17 <sup>3</sup> / <sub>4</sub>
49	25.0	40	0.878	19 <sup>1</sup> / <sub>2</sub>

### Surface Burning Characteristics/Building Code Construction Classification

25	50	All Types	All Types	All Types	All Types
----	----	-----------	-----------	-----------	-----------

These products conform to the product requirements of ASTM C 764 Type I.

R-values are determined in accordance with ASTM C687 and ASTM C518. (See chart above).


Conforms to Department of Energy material standards.

Passes the requirements of ASTM E136 and is considered noncombustible by the model building codes.

This product is non-corrosive, does not absorb moisture and does not support mold growth.

Conforms to the quality standards of the state of California.

# ThermaGlas® Fiber Glass Loosefill Insulation



ThermaGlas® fiber glass loosefill insulation is an alternative to roll or batt insulation in attics, new construction and retrofit applications.

## Technical Data

Nominal bag weight: 35 lbs.

11	6.9	145.3	0.240	4 <sup>1</sup> / <sub>4</sub>
13	8.1	123.5	0.283	5
19	12.1	82.4	0.425	7 <sup>1</sup> / <sub>2</sub>
22	13.8	72.7	0.482	8 <sup>1</sup> / <sub>2</sub>
26	16.2	61.8	0.567	10
30	19.0	52.6	0.666	11 <sup>3</sup> / <sub>4</sub>
38	23.9	41.9	0.836	14 <sup>3</sup> / <sub>4</sub>
40	25.1	39.8	0.878	15 <sup>1</sup> / <sub>2</sub>
44	27.9	35.8	0.978	17 <sup>1</sup> / <sub>4</sub>
49	30.8	32.5	1.077	19

\*The higher the R-value, the greater the insulating power. Ask your seller for the fact sheet on R-values.

### Surface Burning Characteristics/Building Code Construction Classification

5	5	All Types	All Types	All Types	All Types
---	---	-----------	-----------	-----------	-----------

ThermaGlas® fiber glass loosefill insulation conforms to the product requirements of ASTM C784 Type I (pneumatic application).

R-values are determined in accordance with ASTM C687 and ASTM C518. (See chart above).

Conforms to Department of Energy material standards.

Passes the requirements of ASTM E136 and is considered noncombustible by the model building codes.

This product is non-corrosive, does not absorb moisture and does not support mold growth.

Conforms to the quality standards of the state of California.

## raft-R-mate® Attic Rafter Vents



### Technical Data

 22 1/2"/572mm


 48"/1219mm

50

Caution: Combustible. raft-R-mate attic rafter vents will ignite if exposed to fire of sufficient heat and intensity.

raft-R-mate® is a polystyrene sheet shaped to prevent attic or rafter cavity insulation (batt or blown) from covering eave or soffit vents, or from expanding to fill cavity airways and restricting airflow.

## QuietZone® Acoustic Batts



### Technical Data

#### Wood Frame Construction

 15"/381mm

 93"/2362mm

 3 1/2"/89mm

 15"/381mm

 105"/2667mm

 3 1/2"/89mm

 15 1/2"/393mm

 93"/2362mm

 5 1/2"/139mm

 23"/584mm

 93"/2362mm

 3 1/2"/89mm

#### Unfaced\*

 15 1/4"/387mm

 93"/2362mm

 3 1/2"/89mm

 15 1/4"/387mm

 105"/2667mm

 3 1/2"/89mm

 23 1/4"/590mm

 93"/2362mm

 3 1/2"/89mm

 Unfaced\*

 Kraft-faced

QuietZone® is fiber glass acoustic batt insulation designed to absorb sound vibrations in wall, floor and ceiling applications for noise control.

Dimensional stability - Linear shrinkage less than 0.1%, Water absorption max. by volume less than 0.05%

\* Limited geographic offering.


#### Surface Burning Characteristics/Building Code Construction Classification

Unfaced	25	50	All Types	All Types	All Types	All Types
Kraft-faced	N/R	N/R	III, IV, V	III, IV, V	III, IV, V	III, V, VI

Kraft facing will burn and must not be left exposed. Protect facing from open flame or heat source.



# Sonobatts® Insulation Fiber Glass



## Technical Data

11	<input type="checkbox"/> 24"/609mm	<input type="checkbox"/> 48"/1219mm	3 1/2"/89mm
19	<input type="checkbox"/> 24"/609mm	<input type="checkbox"/> 48"/1219mm	6 1/4"/159mm
30	<input type="checkbox"/> 24"/609mm	<input type="checkbox"/> 48"/1219mm	9 1/2"/241mm
38	<input type="checkbox"/> 24"/609mm	<input type="checkbox"/> 48"/1219mm	12"/305mm

\* Unfaced Sonobatts® Insulation complies with the property requirements of ASTM C 665, Type I and ASTM E 136.  
 Kraft-faced Sonobatts® Insulation complies with the property requirements of ASTM C 665, Type II, Class C.

### Unfaced

Unfaced Sonobatts® Insulation is designed to provide additional thermal and acoustical control when used above a suspended ceiling system. Sonobatts® are composed of glass fiber insulation.

### Kraft-faced Perm Rating 1

Kraft-faced Sonobatts® Insulation is designed to provide additional thermal and acoustical control when used above a suspended ceiling system. Sonobatts® are composed of glass fiber insulation with a strong asphalt-coated kraft facing on one side.

## Surface Burning Characteristics/Building Code Construction Classification

Unfaced	10	10	All Types	All Types	All Types	All Types
Kraft-faced	N/R	N/R	III, IV, V	III, IV, V	III, IV, V	III, V, VI

Sonobatts® Insulation complies with Uniform Building Code (ICBO), National Building Code (BOCA), Standard Building Code (SBCCI) and International Building Code (ICC) model code requirements for building construction types listed above.  
 Kraft facing on Sonobatts® Insulation will burn and must not be left exposed. The facing must be installed in substantial contact with an approved ceiling construction material. Protect facing from open flame or heat source. Unfaced insulation surface has been tested according to UL 181 air erosion test and can be used for air velocities

# Sound Attenuation Batts Fiber Glass



## Technical Data

Metal Frame Construction	8	<input type="checkbox"/> 16"/406mm	<input type="checkbox"/> 24"/609mm	<input type="checkbox"/> 96"/2438mm	2 1/2"/64mm
	11	<input type="checkbox"/> 16"/406mm	<input type="checkbox"/> 24"/609mm	<input type="checkbox"/> 96"/2438mm	3 1/2"/89mm

Sound Attenuation Batt Insulation complies with the property requirements of ASTM C 665, Type I and ASTM E 136.

## Surface Burning Characteristics/Building Code Construction Classification

Unfaced	10	10	All Types	All Types	All Types	All Types
---------	----	----	-----------	-----------	-----------	-----------

Sound Attenuation Batt Insulation complies with Uniform Building Code (ICBO), National Building Code (BOCA), Standard Building Code (SBCCI) and International Building Code (ICC) model code requirements for building construction types listed above.

### Unfaced

Sound Attenuation Batts are designed for use in interior partition systems where sound control between rooms is required. Sound Attenuation Batts, composed of unfaced glass fiber insulation, can improve partition STC ratings by up to 10 dbs.

## Acoustical Performance

2 1/2"	A	0.21	0.62	0.93	0.92	0.91	1.03	0.85
3 1/2"	A	0.48	1.00	1.12	1.03	0.97	0.96	1.05
2 1/2"	E-405	0.59	0.84	0.79	0.94	0.96	1.12	0.90
3 1/2"	E-405	0.73	0.98	0.98	1.05	1.08	1.15	1.00

\*Noise Reduction Coefficient  
 \*\*Type A - Material placed against a solid backing such as a block wall.  
 E-405 - Material placed over a 16 inch air space. Data includes facings exposed to sound source, if specified.



This home has been professionally insulated with  
**ThermaGlas®**  
**Loosefill Insulation**

(Job Site Address)

Name \_\_\_\_\_  
 Address \_\_\_\_\_  
 City \_\_\_\_\_ State \_\_\_\_\_ Zip \_\_\_\_\_

**ThermaGlas Loosefill Insulation**

Stated R-Value is provided by installing the required number of bags per 1,000 sq. ft. at a thickness not less than the label minimum thickness. Installation of the required number of bags may yield more than the specified minimum thickness and minimum sq. ft. weight. Failure by the installer to provide both the required bags and at least the minimum thickness will result in lower insulation R-Value.

Specification For Open Blow Attics

Nominal net weight of insulation per bag is 35 lbs.

DESCRIPTION	R-VALUE To obtain an insulation resistance (R) of	BAGS PER 1,000 SQ. FT. No. of bags per 1,000 sq. ft. of area shall not be less than	MAXIMUM COVERAGE Content of each bag should not cover more than 30 sq. ft.	MINIMUM INSTALLATION Weight per sq. ft. of installed insulation should not be less than	MINIMUM THICKNESS Insulation should be
Previous insulation	60	375	26.6	1.32	2 1/2"
Acoustical ceiling (sq. ft.)	43	263	17.5	1.08	2 1/2"
Acoustical ceiling (sq. ft.)	44	270	18.5	0.98	2 1/2"
Attic ceiling (sq. ft.)	40	251	19.3	0.88	2 1/2"
Insulation in attic	36	238	17.0	1.24	2 1/2"
Attic floor (sq. ft.)	30	192	14.0	0.87	2 1/2"
Attic floor (sq. ft.)	25	157	11.2	0.87	2 1/2"
Attic floor (sq. ft.)	20	125	8.8	0.48	2 1/2"
Insulation	10	62	4.4	0.24	2 1/2"

\*The higher the R-Value, the greater the insulating power. Ask your seller for the fact sheet on R-Values.

**Blanket Insulation**

Blanket and batt fiber glass insulation, when installed according to the manufacturer's recommendations, will provide the stated R-Value.

R-VALUE To obtain an insulation resistance (R) of	R-VALUE										
	R-38	R-38C	R-30	R-30C	R-25	R-22	R-21	R-19	R-15	R-13	R-11
MINIMUM THICKNESS Installed insulation should be	12"	10 1/4"	9 1/2"	8 1/4"	8"	6 3/4"	6 1/2"	6 1/4"	5 1/2"	5 1/2"	5 1/2"

THE FOLLOWING PRODUCTS HAVE BEEN INSTALLED AS SPECIFIED ABOVE:						No.	Coverage
	Kraft	unfaced	foil	FS-25	R-Value	Thickness	Pkgs. Area
Ceilings	<input type="checkbox"/>	<input type="checkbox"/>	<input type="checkbox"/>	<input type="checkbox"/>			
Floors	<input type="checkbox"/>	<input type="checkbox"/>	<input type="checkbox"/>	<input type="checkbox"/>			
Walls	<input type="checkbox"/>	<input type="checkbox"/>	<input type="checkbox"/>	<input type="checkbox"/>			
Basement	<input type="checkbox"/>	<input type="checkbox"/>	<input type="checkbox"/>	<input type="checkbox"/>			
Crawl space	<input type="checkbox"/>	<input type="checkbox"/>	<input type="checkbox"/>	<input type="checkbox"/>			

Contractor \_\_\_\_\_ Date \_\_\_\_\_ Builder \_\_\_\_\_ Date \_\_\_\_\_  
signature signature

Company \_\_\_\_\_ Company \_\_\_\_\_  
 Address \_\_\_\_\_ Address \_\_\_\_\_  
 Phone \_\_\_\_\_ Phone \_\_\_\_\_